

## Palm Leaf Cross Directions

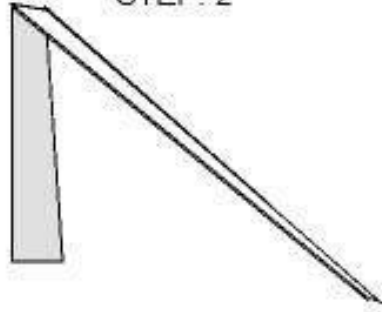
Supplies: One palm leaf strip about 24-26" in length, 1/2" in width, tapering to the end.

STEP: 1

Fold the palm leaf down,  
about 5-6" from the bottom.



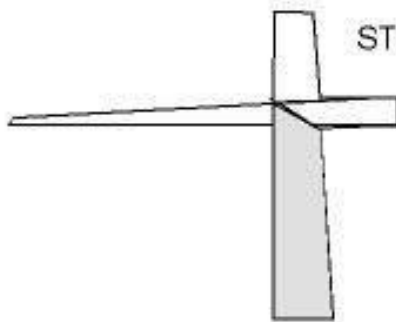
STEP: 2



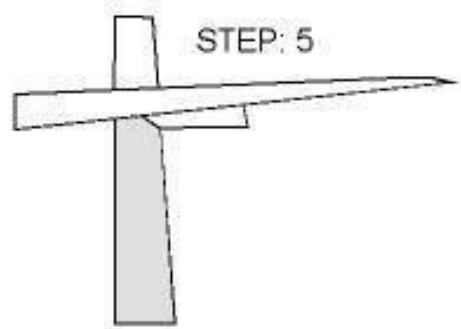
STEP: 3



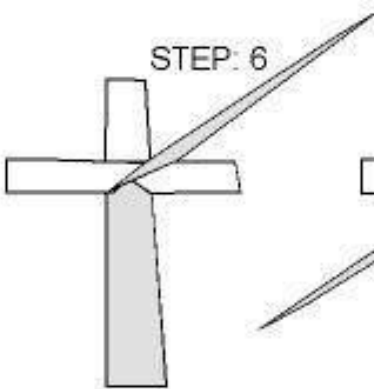
STEP: 4



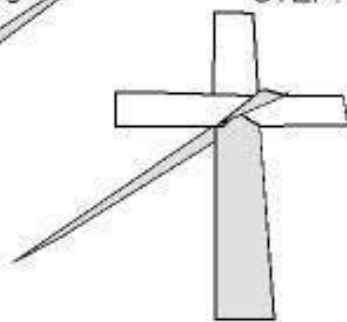
STEP: 5



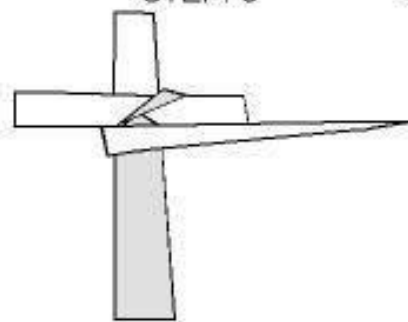
STEP: 6



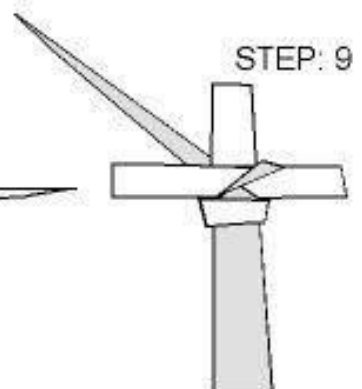
STEP: 7



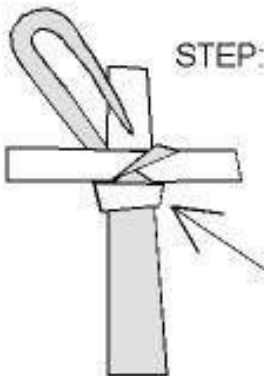
STEP: 8



STEP: 9

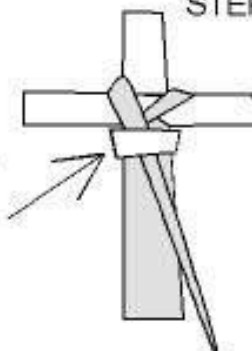


STEP: 10

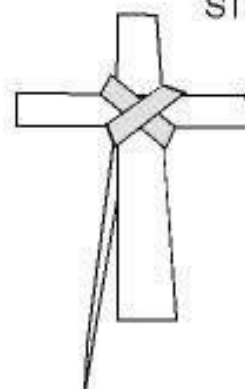


Tuck in the  
tapered end of  
the palm leaf  
and pull it  
through.

STEP: 11



STEP: 12



Turn the  
cross over.  
This is the  
front view.